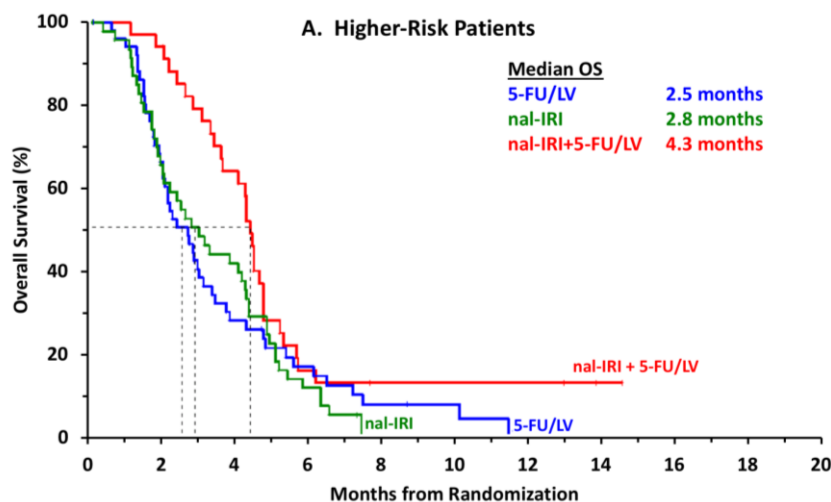


Supplementary Materials

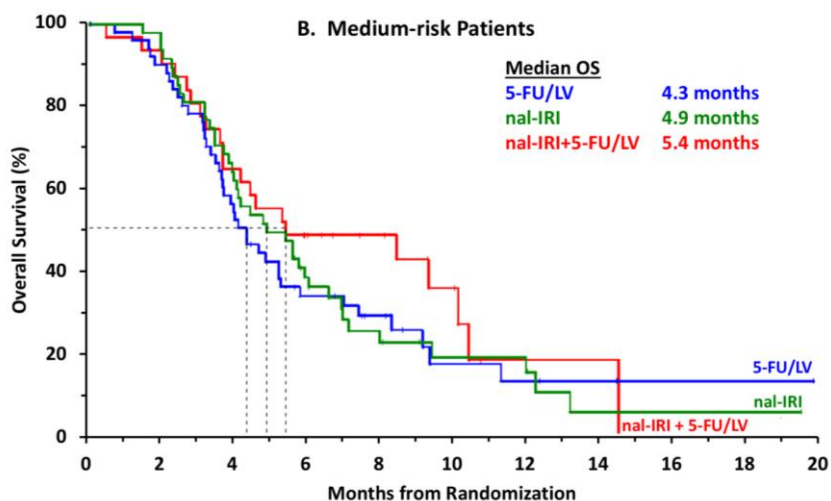
Nomogram for Predicting Survival in Patients Treated with Liposomal Irinotecan Plus Fluorouracil and Leucovorin in Metastatic Pancreatic Cancer

Li-Tzong Chen, Teresa Macarulla, Jean-Frédéric Blanc, Beloo Mirakhur, Floris A. de Jong, Bruce Belanger, Tanios Bekaii-Saab and Jens T. Siveke



Number at risk:

5-FU/LV	51	31	13	7	3	2			
nal-IRI	46	28	19	5					
nal-IRI+5-FU/LV	34	30	21	5	3	3	3	1	



Number at risk:

5-FU/LV	52	45	27	15	10	4	3	2	1	1	1
nal-IRI	47	44	29	16	9	5	5	1	1	1	
nal-IRI+5-FU/LV	31	29	20	13	9	5	1	1			

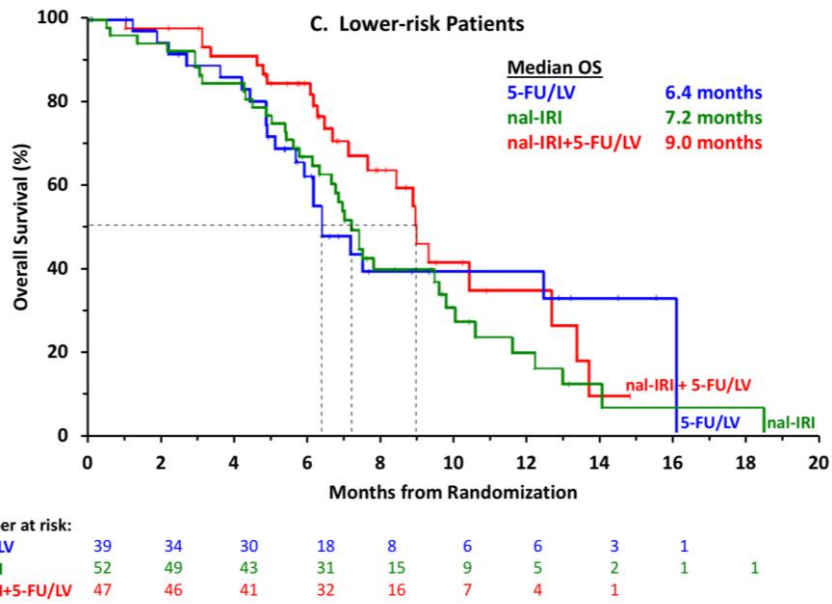


Figure S1. Kaplan–Meier survival curves showing overall survival probability stratified by treatment arm for (A) higher-risk patients, (B) medium-risk patients, and (C) lower-risk patients. 5-FU/LV, 5-fluorouracil/leucovorin; nal-IRI, liposomal irinotecan.



© 2019 by the authors. Licensee MDPI, Basel, Switzerland. This article is an open access article distributed under the terms and conditions of the Creative Commons Attribution (CC BY) license (<http://creativecommons.org/licenses/by/4.0/>).